



BNY Mellon Income Stock Fund

FACT SHEET
June 30, 2021

Class M **MPISX** Investor Shares **MIISX**

Goal/Approach

The fund seeks total return (consisting of capital appreciation and income). To pursue its goal, the fund normally invests at least 80% of its net assets, plus any borrowings for investment purposes, in stocks. The fund seeks to focus on dividend-paying stocks and other investments and investment techniques that provide income. The investment adviser chooses stocks through a disciplined investment process that combines computer modeling techniques, fundamental analysis and risk management.

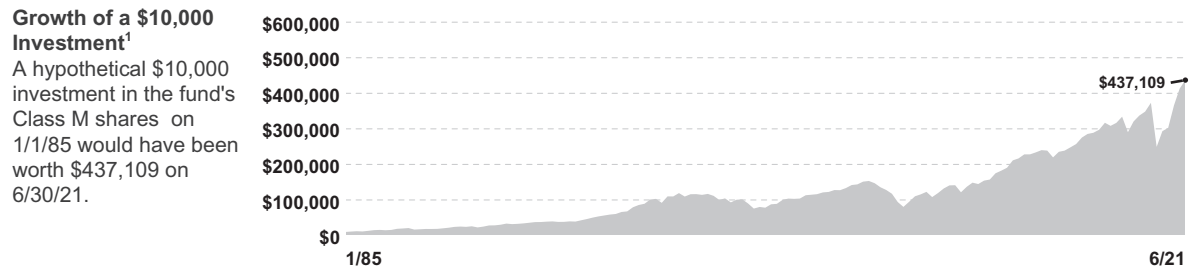
CUSIP
Class M 05569M301
Investor Shares 05569M400

Assets for the Fund
\$580,104,835

Holdings²
51

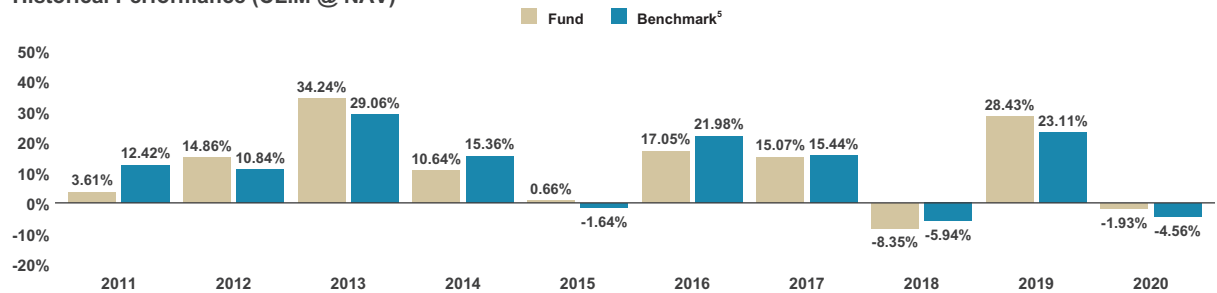
Dividend Frequency
Monthly

Morningstar Category
Large Value



Assumes reinvestment of dividends and capital gains.

Historical Performance (CL.M @ NAV)³



Average Annual Total Returns (6/30/21)

Share Class/Inception Date	3 M	YTD	1 Yr	3 Yr	5 Yr	10 Yr
Class M (NAV) 01/01/85 ⁴	5.80%	19.43%	48.95%	11.33%	12.02%	11.94%
Investor Shares (NAV) 07/11/01	5.86%	19.34%	48.73%	11.12%	11.77%	11.66%
Dow Jones U.S. Select Dividend Index ⁵	3.33%	23.69%	50.71%	10.60%	10.74%	12.47%

DUE TO RECENT MARKET VOLATILITY, CURRENT PERFORMANCE MAY BE DIFFERENT THAN THE FIGURES SHOWN. Investors should note that the fund's short-term performance is highly unusual, in part to unusually favorable market conditions, and is unlikely to be repeated or consistently achieved in the future.

The performance data quoted represents past performance, which is no guarantee of future results. Share price and investment return fluctuate, and an investor's shares may be worth more or less than original cost upon redemption. Current performance may be lower or higher than the performance quoted. Performance for periods of less than 1 year is not annualized. Go to im.bnymellon.com for the fund's most recent month-end returns. Total Expense Ratios: Class M 0.81%, Investor Shares 1.06%. Not all classes of shares may be available to all investors or through all broker-dealer platforms.

¹Before the fund commenced operations on 10/2/00 (fund inception date), substantially all of the assets of a predecessor common trust fund (CTF) that, in all material respects, had the same investment objective, policies, guidelines and restrictions as the fund were transferred to the fund. The performance figures presented represent the performance of the predecessor CTF from its inception date (1/1/85) through 10/1/00, adjusted to reflect the fund's fees and expenses, by subtracting from the actual performance of the CTF the expenses of the fund's class M shares (net of any fee waivers and expense reimbursements), and the performance of the fund's Class M shares thereafter. The predecessor CTF was not registered under the Investment Company Act of 1940 and therefore was not subject to certain investment restrictions that might have adversely affected performance. ²Portfolio composition is as of 6/30/2021 and is subject to change at any time. ³Performance figures may reflect reimbursements or fee waivers, without which the performance would have been lower. ⁴Represents the CTF Inception ⁵Source: FactSet. The Dow Jones U.S. Select Dividend™ Index is defined as all dividend-paying companies in the Dow Jones U.S. Index, excluding REITs, that have a non-negative historical five-year dividend-per-share growth rate, a five-year average dividend coverage ratio of greater than or equal to 167%, paid dividends in each of the previous five years, non-negative trailing 12-month earnings-per-share (EPS), a float-adjusted market capitalization of at least US\$1 billion, and three-month average daily trading volume of 200,000 shares. Investors cannot invest directly in any index.

Not FDIC-Insured. Not Bank-Guaranteed. May Lose Value.

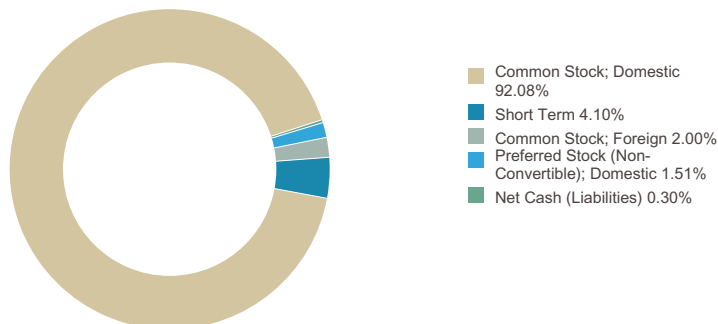


BNY MELLON
WEALTH MANAGEMENT

BNY Mellon Income Stock Fund

Class M **MPISX** Investor Shares **MIISX**

Asset Allocation¹

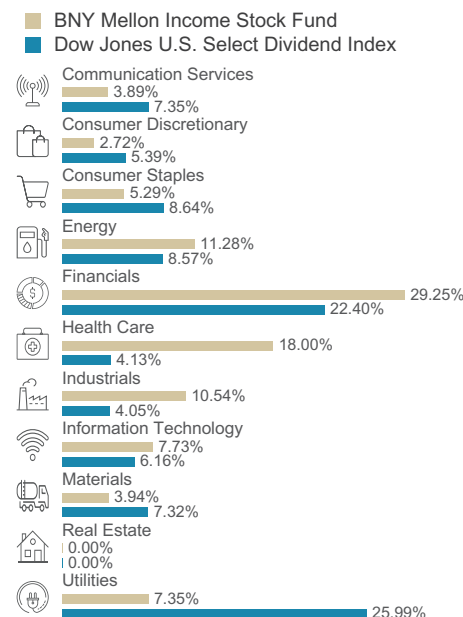


Top Ten Holdings¹

Bank Of America	4.50%
AbbVie	4.49%
JPMorgan Chase & Co.	4.05%
Medtronic	4.03%
US Bancorp	3.93%
Assurant	3.44%
Exxon Mobil	3.30%
L3 Harris Technologies	3.18%
Marathon Petroleum	2.81%
Exelon	2.66%

The holdings listed should not be considered recommendations to buy or sell a security. Large concentrations can increase share price volatility.

Sector Allocation^{1,2}



Portfolio Management

The fund's investment adviser is BNYM Investment Adviser. John C. Bailer, CFA, Brian C. Ferguson and David S. Intoppa are the fund's primary portfolio managers. Mr. Bailer has held that position since December 2011, and Messrs. Ferguson and Intoppa have held that position since December 2015. Mr. Bailer is an executive vice president and a senior portfolio manager of U.S. dividend-oriented and large-cap strategies and is a senior research analyst on the Dynamic Large Cap Value strategy at Mellon. Mr. Ferguson is an executive vice president and senior portfolio manager and of the Dynamic Large Cap Value strategy and is the head of the Large Cap Value team at Mellon. Mr. Intoppa is a director and senior research analyst and portfolio manager on the Global Natural Resources and Large Cap Core Equity strategies at Mellon. Messrs. Bailer, Ferguson and Intoppa also are employees of BNYM Investment Adviser and manage the fund in their capacity as employees of BNYM Investment Adviser.

Important Update

On or about September 1, 2021, the portfolio managers responsible for managing the fund's investments as employees of Mellon Investments Corporation will become employees of Newton Investment Management North America, LLC, an affiliate of the Adviser. It is anticipated the fund's current portfolio managers will continue to manage the fund's investments and that there will be no material changes to the fund's investment objective, strategies or policies. Please read the fund's prospectus for more information.

Investors should consider the investment objectives, risks, charges, and expenses of the fund carefully before investing. Contact your financial professional to obtain a prospectus and, if available, the summary prospectus that contains this and other information about the fund, and read it carefully before investing.

BNY Mellon Investment Adviser, Inc., Mellon Investments Corporation, BNY Mellon Wealth Management, and BNY Mellon Securities Corporation are affiliated with The Bank of New York Mellon Corporation.

¹Portfolio composition is as of 6/30/2021 and is subject to change at any time. ²Source: Mellon Investments Corporation.

There is no guarantee that dividend-paying companies will continue to pay, or increase, their dividend.

Risks: Equities are subject to market, market sector, market liquidity, issuer, and investment style risks, among other factors, to varying degrees. Investing in **foreign denominated and/or domiciled securities** involves special risks, including changes in currency exchange rates, political, economic, and social instability, limited company information, differing auditing and legal standards, and less market liquidity. These risks generally are greater with emerging market countries. *Recent market risks include pandemic risks related to COVID-19. The effects of COVID-19 have contributed to increased volatility in global markets and will likely affect certain countries, companies, industries and market sectors more dramatically than others. To the extent the fund may overweight its investments in certain countries, companies, industries or market sectors, such positions will increase the fund's exposure to risk of loss from adverse developments affecting those countries, companies, industries or sectors.*

This material has been distributed for informational purposes only and should not be construed as investment advice or a recommendation of any particular investment, strategy, investment manager or account arrangement, and should not serve as a primary basis for investment decisions. Investors should consult a legal, tax or financial professional in order to determine whether any investment product or service is appropriate for a particular situation.